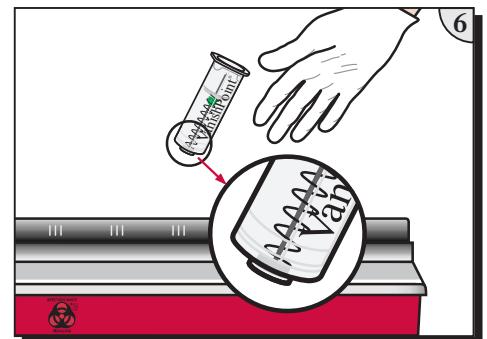
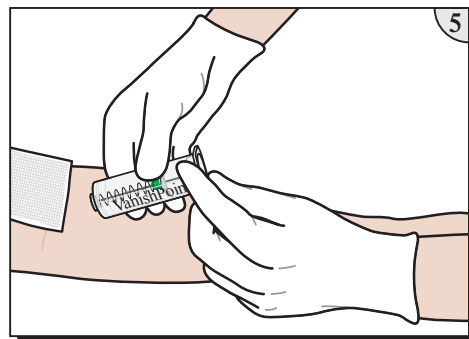
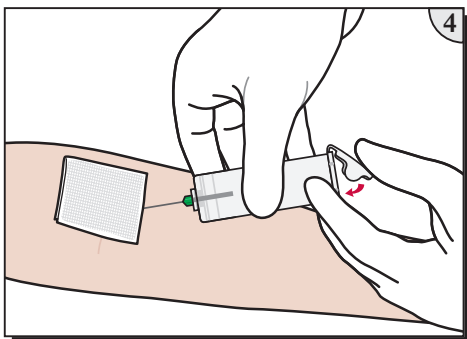
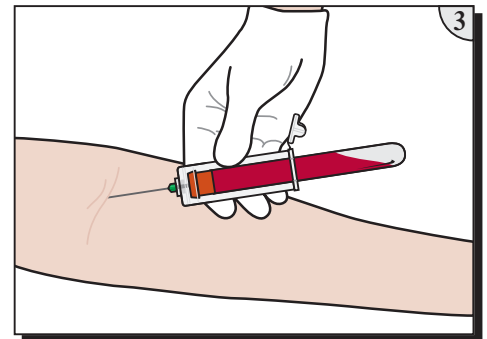
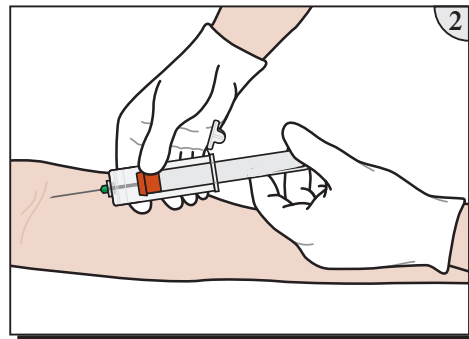
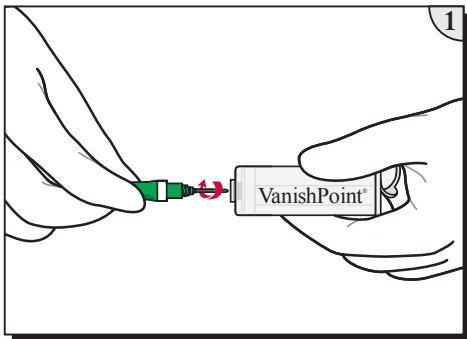




Blood Collection Tube Holder



Precautions:

- Single use only.
- Do not use if product is damaged.
- Contains no natural rubber latex.
- For use with conventional multiple sample blood collection needles up to 1 1/2" (38 mm) in length.
- Not for use with winged needle sets or luer adapters.
- Do not attempt to remove blood collection needle from tube holder after retraction.
- U.S. Federal Law restricts this device to sale by or on the order of a physician.

Product Usage Information:

1. Securely thread multiple sample blood collection needle into tube holder. Remove needle cover when ready to use.
2. Perform venipuncture per protocol of institution.
3. Insert blood collection tube into tube holder, pushing forward to start blood flow. Remove blood collection tube when filled and repeat with additional tubes as required. For small diameter tubes, use VanishPoint® small diameter tube adapter with tube holder.
4. Once last tube has been removed and **needle is still in patient's vein**, close end cap securely into tube holder.
5. Needle will automatically retract from the patient's vein into tube holder.
6. Dispose of tube holder in an appropriate sharps container per protocol of institution.